

WARRANTY

NXG products are designed to the highest possible value and performance standards. Our confidence in their quality is such that NXG Technology offers customers this transferable limited warranty:

NXG Products Two-Year Limited Warranty

If the NXG products prove to be defective in workmanship or materials within two years from the date of the original customer's purchase, we will, at our option, repair or replace the defective products.

DISCLAIMER

THE WARRANTY STATED HEREIN IS IN LIEU OF ALL OTHER WARRANTIES, EXPRESS OR IMPLIED, INCLUDING MERCHANTABILITY AND FITNESS FOR PARTICULAR PURPOSE AND ALL OTHER LIABILITIES AND OBLIGATIONS OF NXG TECHNOLOGY, ALL OF WHICH ARE EXPRESSLY DISCLAIMED. NXG TECHNOLOGY HAS NOT MADE AND DOES NOT HEREBY MAKE ANY OTHER REPRESENTATION, WARRANTY OR COVENANT WITH RESPECT TO THE CONDITION, QUALITY, DURABILITY, DESIGN, OPERATION, CAPACITY, FITNESS FOR USE OR SUITABILITY OF THE NXG PRODUCT.

Exclusion of Certain Damages

NXG Technology's liability for any defective product is limited to repair or replacement of product at our option. NXG Technology shall not be liable for incidental or consequential damages of any kind or character because of product defects. Some states do not allow limitations on how long an implied warranty lasts and/or do not allow the exclusion or limitation of incidental or consequential damages, so the above limitations and exclusions may not apply.

This Warranty Does Not Cover:

- Damage caused by abuse, accident, misuse, negligence, or improper operation.
- Any product whose serial number has been altered, defaced, or removed.
- Products that have been altered or modified.
- Normal wear and maintenance.
- Damages caused by shipping. (All claims for shipping damage must be made with the carrier.)

Warranty Service

Warranty service must be performed by an authorized service center, usually an NXG dealer or its authorized agent. All warranty repairs must be accompanied by the original bill of sales. No other document is acceptable or is required. This warranty gives you specific legal rights, and you may also have other rights which vary from state to state.



Scottsdale, AZ

email: nxgtechnology@gmail.com

web: nxgtechnology.com

NX-HDMIM-4X2 HDMI Matrix**DEAR CUSTOMER**

Thank you for purchasing this NXG Technology product. For optimum performance and safety, please read these instructions carefully before connecting and operating this product. Please keep this manual in a safe place for future reference.

FEATURES

- 4 HDMI inputs, 2 HDMI standard outputs,
- High Definition Audio support: Dolby TrueHD and DTS-HD Master Audio
- The 2 HDMI outputs can be from the same or different sources
- Capable of manual or remote selection of source input signals to different outputs.
- Auto Signal Enhancement feature improve long distance transmission signal quality
- IR pass through and Matrix remote control capabilities
- Supports High-definition Resolutions up to 1080p.
- Supports 3D video format
- Supports 36bit deep color displays

NOTICE

NXG Technology reserves the right to make changes in the hardware, packaging and any accompanying documentation without prior written notice.

TABLE OF CONTENTS

Specifications
Package Contents
Panel Descriptions
Connecting and Operating
Maintenance
Product Service
Warranty

SPECIFICATIONS

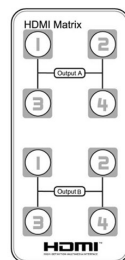
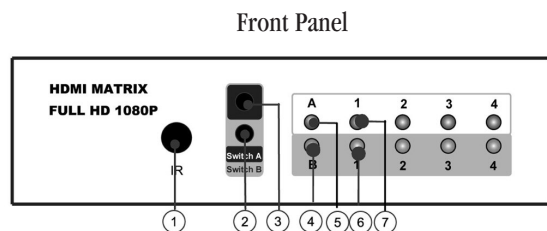
Operating Temperature Range	-5 to +35° C (-41 to +95° F)
Operating Humidity Range	5 to 90%RH (No Condensation)
Input Video Signal	0.5-1.0 Volts P-P
Input DDC Signal	5 volts p-p (TTL)
Data Transfer Speed Rate	6.75Gbps(Maximum)
Video Format Supported	DTV/HDTV:480i/576i/480P/576P/720P/1080i/1080P 3D video support (Side-by-Side Horizontal)
HDMI Output	HDMI 1.3 + HDCP 2.0
Support Video Color Format	xv-YCC/deep color 36bit
Support Audio Format	DTS-HD/true-HD/LPCM7.1/AC3/DTS/DSD
Transmission Distance	15m (Maximum) over standard HDMI cable/26AWG
Power consumption	5 watts (Maximum)
Dimension (L x W x H)	115 x 60 x 32mm
Net Weight	245g

Note: Specifications are subject to change without notice. Mass and dimensions are approximate.

PACKING CONTENTS

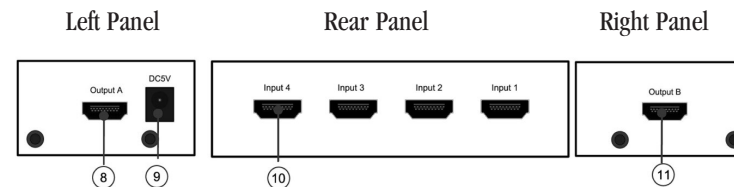
- | | |
|-------------------------------|-------------------------------|
| 1) Main Unit. 4x2 HDMI Matrix | 2) 5VDC 2A Power Supply. |
| 3) Operating Instructions | 4) Infrared Remote Controller |

PANEL DESCRIPTIONS



Remote

- 1) IR Receiver
- 2) Output B Select Button: Press the "Switch B" button to switch signal source from input 1 to 4.
- 3) Output A Select Button: Press the "Switch A" button to switch signal source from input 1 to 4.
- 4) HDMI output B Indicator: A red LED light will illuminate when output B is active.
- 5) HDMI output A Indicator: A blue LED light will illuminate when output A is active.
- 6) Output B Input Source Indicator: The corresponding red LED light will illuminate according to the selected input.
- 7) Output A Input Source Indicator: The corresponding blue LED light will illuminate according to the selected input.



- 8) Output A port 9) Power input 10) Input ports 11) Output B port

CONNECTING AND OPERATING

- 1) Connect the HDMI signal sources into the desired HDMI inputs.
- 2) Connect each video display input into the A and B HDMI outputs on the Matrix.
- 3) Plug the 5VDC power supply into Power input.
- 4) Use the hand held remote control or press buttons on the front panel to select the input signal source for output A and output B
- 5) Gently Insert/Extract cables.
- 6) Reset the power if there is no signal.

MAINTENANCE

Clean this unit with a soft, dry cloth. Never use alcohol, paint thinner or other harsh chemicals to clean this unit.

PRODUCT SERVICE

- 1) Damage requiring service: The unit should be serviced by qualified service personnel if:
 - (a) The DC power supply cord or AC adaptor has been damaged;
 - (b) Objects or liquids have damaged the unit;
 - (c) The unit has been exposed to rain;
 - (d) The unit does not operate normally or exhibits a significant change in performance;
 - (e) The unit has been dropped or the cabinet damaged.
- 2) Servicing the unit: Do not attempt to service the unit beyond that described in these operating instructions. Refer all other servicing to authorized servicing personnel.